

Teachers' notes for using the KS1 LTA packages

Considerations for use:




- Integrate into the learning and teaching cycle
- Serve as one of the building blocks in the learning process
- Help students make progress in reading
- Capitalise on the use of reports and annotations to enhance assessment for learning and assessment as learning

When to use:



- Any time as deemed useful in the learning and teaching cycle
- As *feedforward* before students attempt the STAR task or as *feedback* after attempting the task

How to navigate the PPT presentation:

- Go through the first part before looking at the items

- Click on  (one of the item number buttons) on the home page to view that particular item. Users may choose to view whichever items they find appropriate
- Click on the  (Home icon) to return to the home page
- Click on the  (Trophy icon) to view extended activities

What the images stand for:

-  : Strategy statement for helping students understand the possible strategies used in reading
-  : Extension task(s) for students to apply the reading strategies just visited / taught / reviewed

Why we use the reflection forms:

- Raise students' awareness of the learning process to facilitate assessment as learning
- Develop students' habit of taking responsibility for learning and their learning progress